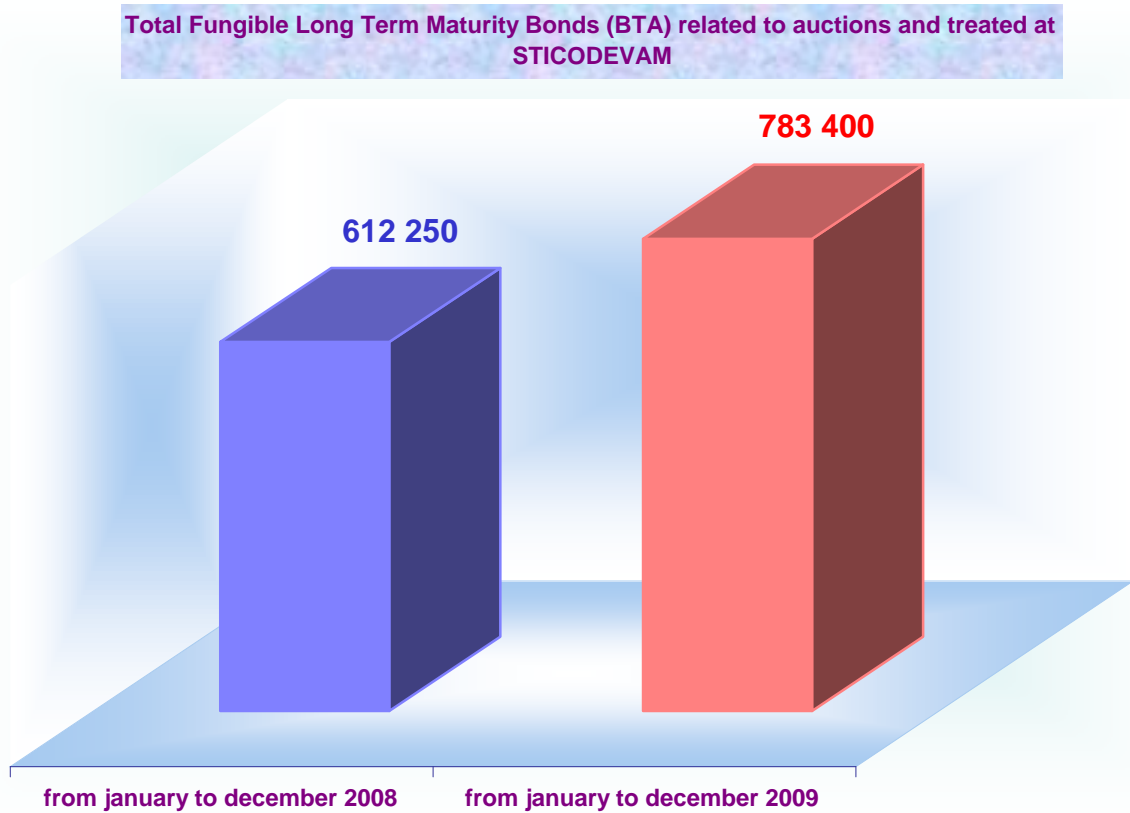




COMPARISON OF LONG TERM MATURITY FUNGIBLE BOND AUCTION

	<i>Total Fungible Long term maturity Bonds* (BTA) treated at STICODEVAM from january to december 2008</i>	<i>Total Fungible Long term maturity Bonds* (BTA) treated at STICODEVAM from january to december 2009</i>	<i>Variation 2009/2008</i>
TOTAL	612 250	783 400	28%

* related to auctions





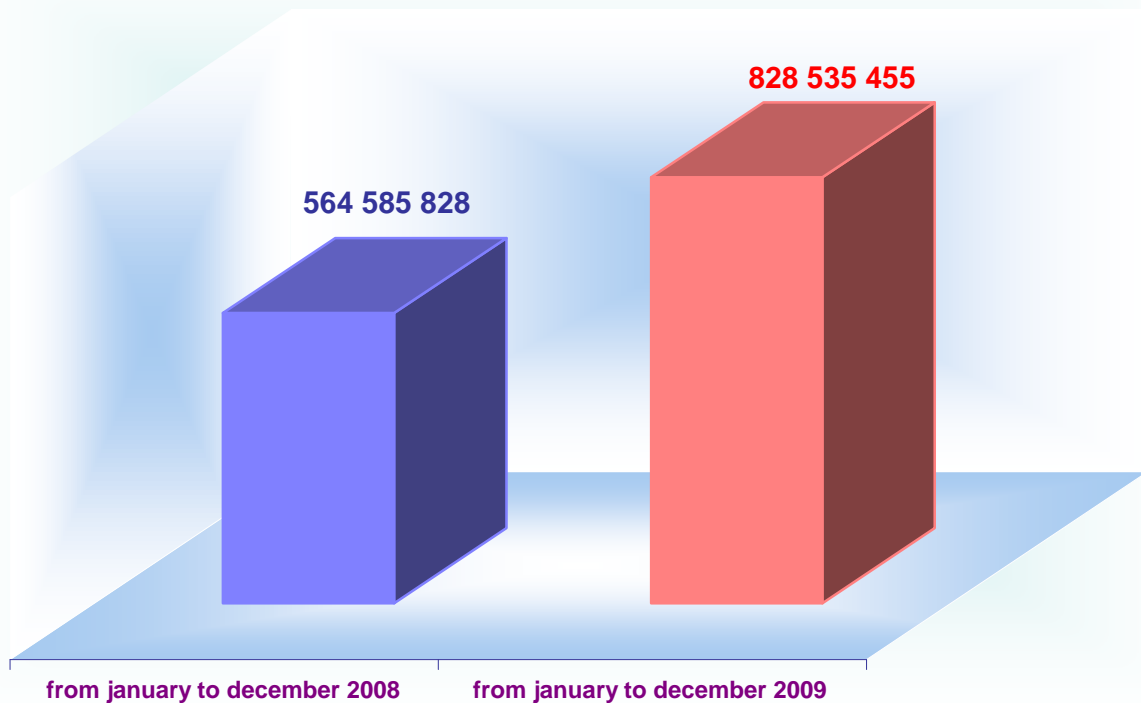
COMPARISON OF LONG TERM MATURITY FUNGIBLE BOND AUCTION

in Tunisian dinars

	<i>Amounts of Fungible Long Term Maturity Bonds* (BTA) and treated at STICODEVAM from january to december 2008</i>	<i>Amounts of Fungible Long Term Maturity Bonds* (BTA) and treated at STICODEVAM from january to december 2009</i>	<i>Variation 2009/2008</i>
TOTAL	564 585 828	828 535 455	47%

* related to auctions

Amounts of long term maturity fungible bonds' auctions treated at STICODEVAM



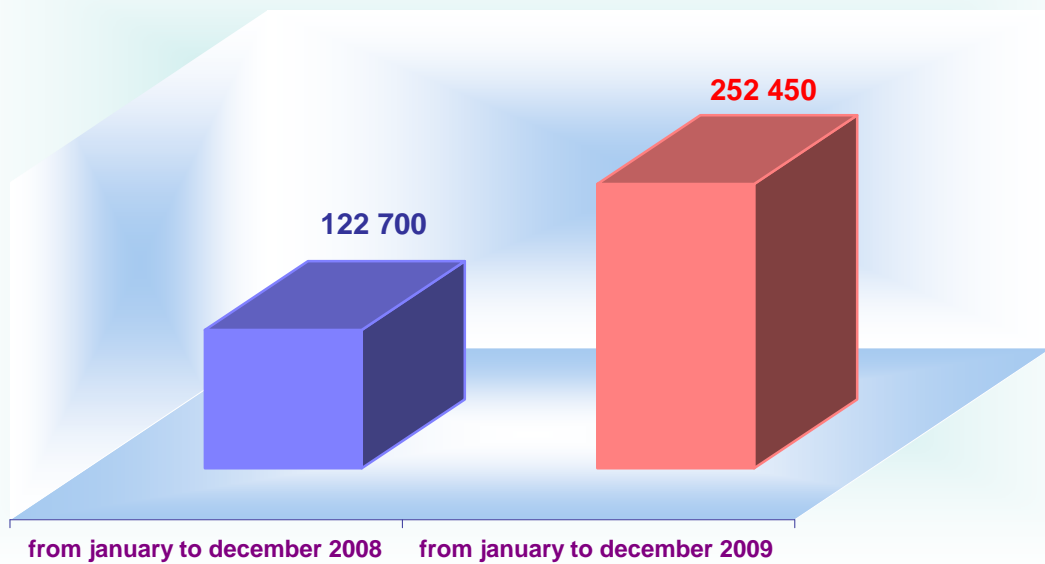


COMPARISON OF SHORT TERM MATURITY FUNGIBLE BOND AUCTION

	<i>Total Fungible Short term maturity Bonds* (BTC) treated at STICODEVAM from january to december 2008</i>	<i>Total Fungible Short term maturity Bonds* (BTC) treated at STICODEVAM from january to december 2009</i>	<i>Variation 2009/2008</i>
TOTAL	122 700	252 450	106%

* related to auctions

Total Fungible short term maturity bonds (BTC) related to auctions and treated at STICODEVAM





COMPARISON OF SHORT TERM MATURITY FUNGIBLE BOND AUCTION

in Tunisian dinars

	<i>Amounts of Fungible Short Term Maturity Bonds* (BTC) and treated at STICODEVAM from january to december 2008</i>	<i>Amounts of Fungible Short Term Maturity Bonds* (BTC) and treated at STICODEVAM from january to december 2009</i>	<i>Variation 2009/2008</i>
TOTAL	116 414 869	242 329 752	108%

* related to auctions

Amounts of short term maturity fungible bonds' auctions treated at STICODEVAM

