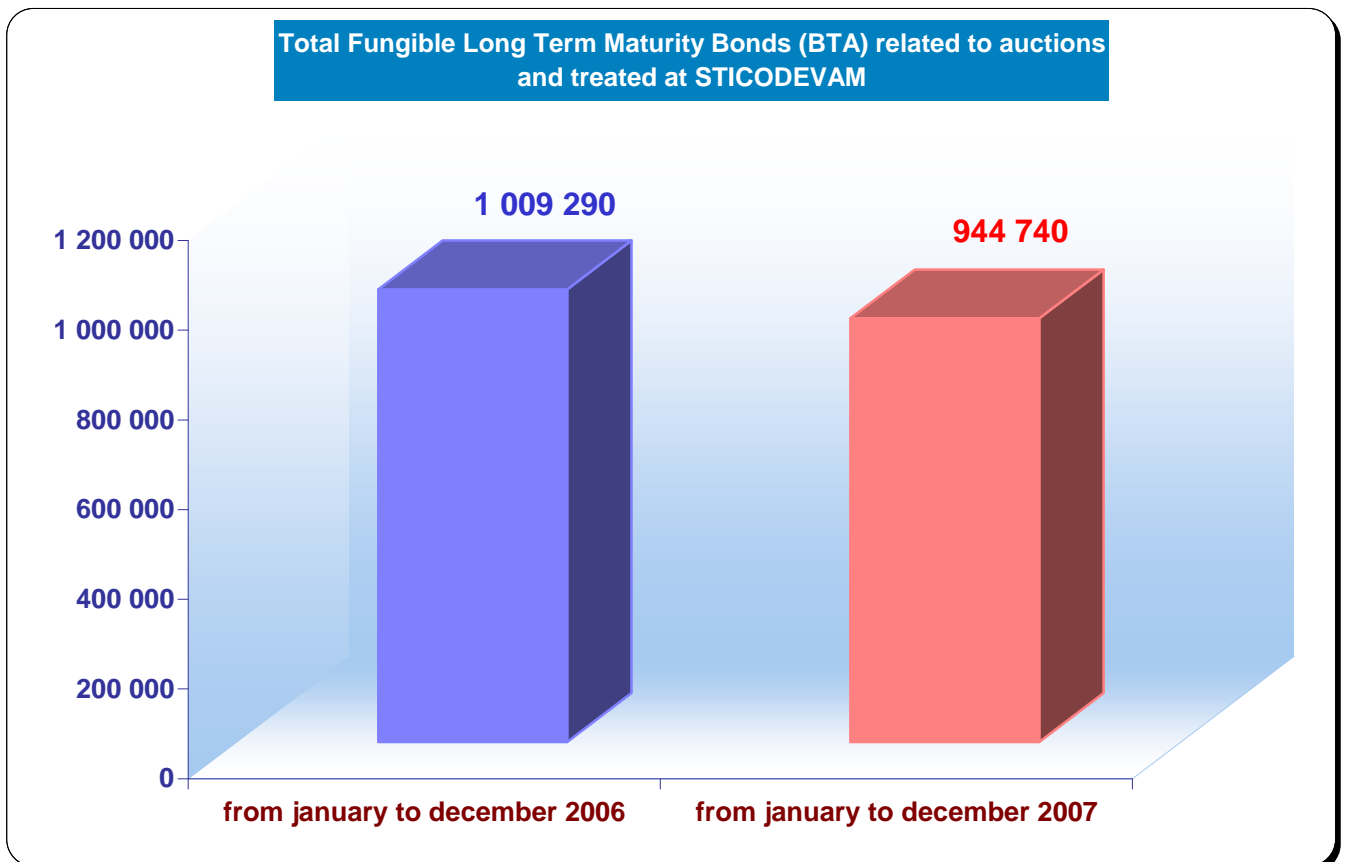




COMPARISON OF LONG TERM MATURITY FUNGIBLE BOND AUCTION

	Total Fungible Long term maturity Bonds* (BTA) treated at STICODEVAM from january to december 2006	Total Fungible Long term maturity Bonds* (BTA) treated at STICODEVAM from january to december 2007	Variation 2007/2006
TOTAL	1 009 290	944 740	-6%

* related to auctions



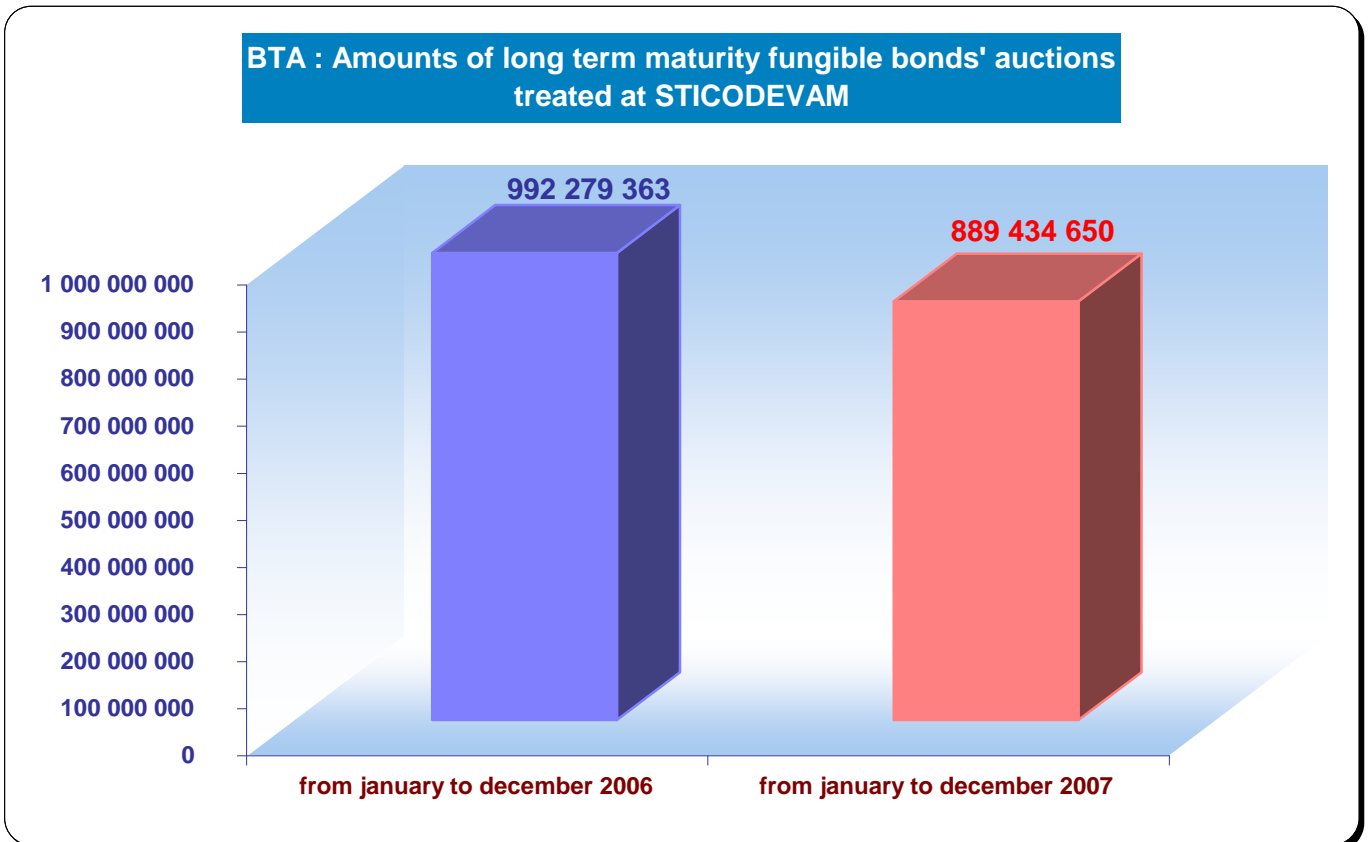


COMPARISON OF LONG TERM MATURITY FUNGIBLE BOND AUCTION

in Tunisian dinars

	Amounts of Fungible Long Term Maturity Bonds* (BTA) and treated at STICODEVAM from january to december 2006	Amounts of Fungible Long Term Maturity Bonds* (BTA) and treated at STICODEVAM from january to december 2007	Variation 2007/2006
TOTAL	992 279 363	889 434 650	-10%

* related to auctions

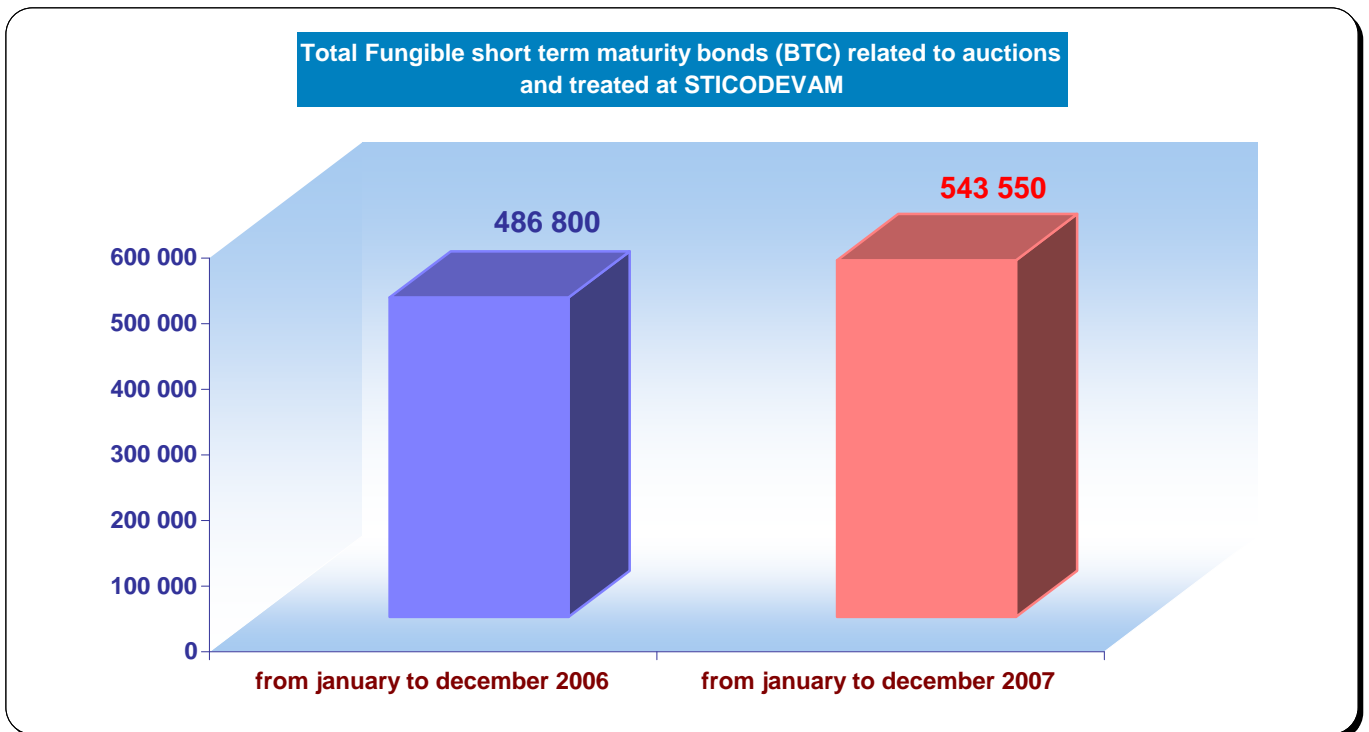




COMPARISON OF SHORT TERM MATURITY FUNGIBLE BOND AUCTION

	Total Fungible Short term maturity Bonds* (BTC) treated at STICODEVAM from january to december 2006	Total Fungible Short term maturity Bonds* (BTC) treated at STICODEVAM from january to december 2007	Variation 2007/2006
TOTAL	486 800	543 550	12%

* related to auctions





COMPARISON OF SHORT TERM MATURITY FUNGIBLE BOND AUCTION

in Tunisian dinars

	Amounts of Fungible Short Term Maturity Bonds* (BTC) and treated at STICODEVAM from january to december 2006	Amounts of Fungible Short Term Maturity Bonds* (BTC) and treated at STICODEVAM from january to december 2007	Variation 2007/2006
TOTAL	463 068 573	515 302 508	11%

* related to auctions

