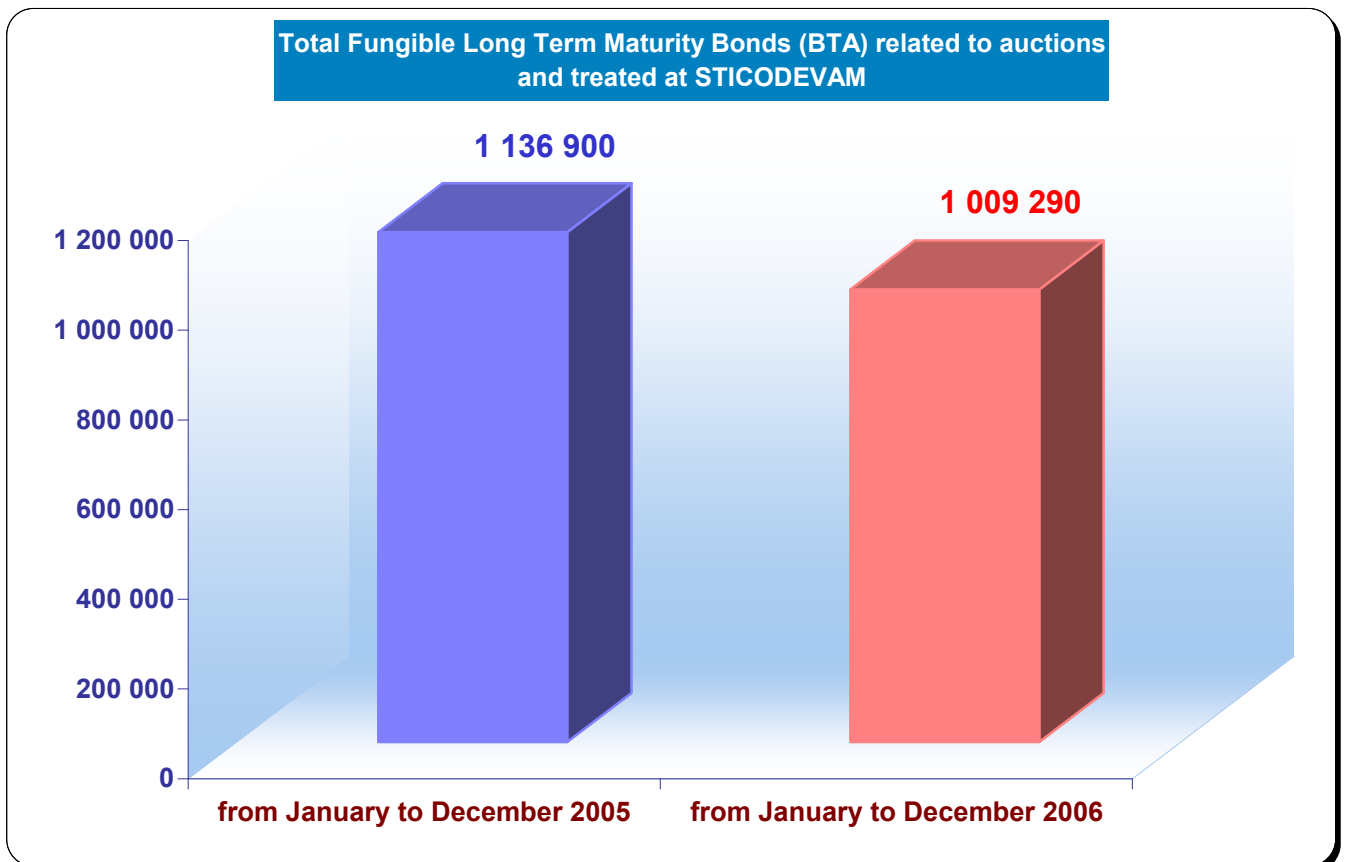




## COMPARISON OF LONG TERM MATURITY FUNGIBLE BOND AUCTION

	Total Fungible Long term maturity Bonds* (BTA) treated at STICODEVAM from January to December 2005	Total Fungible Long term maturity Bonds* (BTA) treated at STICODEVAM from January to December 2006	Variation 2006/2005
<b>TOTAL</b>	<b>1 136 900</b>	<b>1 009 290</b>	<b>-11,2%</b>

\* related to auctions



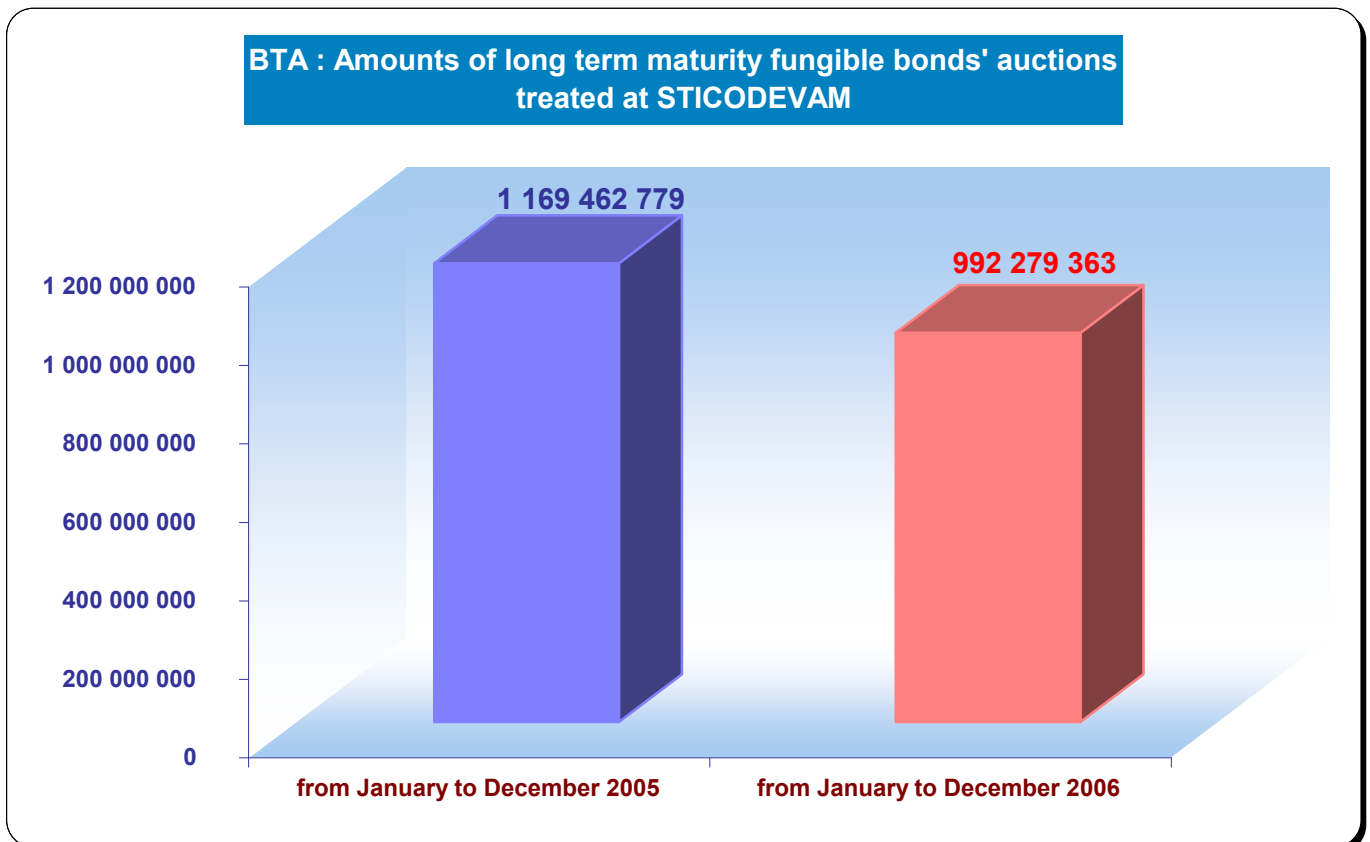


## COMPARISON OF LONG TERM MATURITY FUNGIBLE BOND AUCTION

*in Tunisian dinars*

	Amounts of Fungible Long Term Maturity Bonds* (BTA) and treated at STICODEVAM from January to December 2005	Amounts of Fungible Long Term Maturity Bonds* (BTA) and treated at STICODEVAM from January to December 2006	Variation 2006/2005
<b>TOTAL</b>	<b>1 169 462 779</b>	<b>992 279 363</b>	<b>-15,2%</b>

\* related to auctions

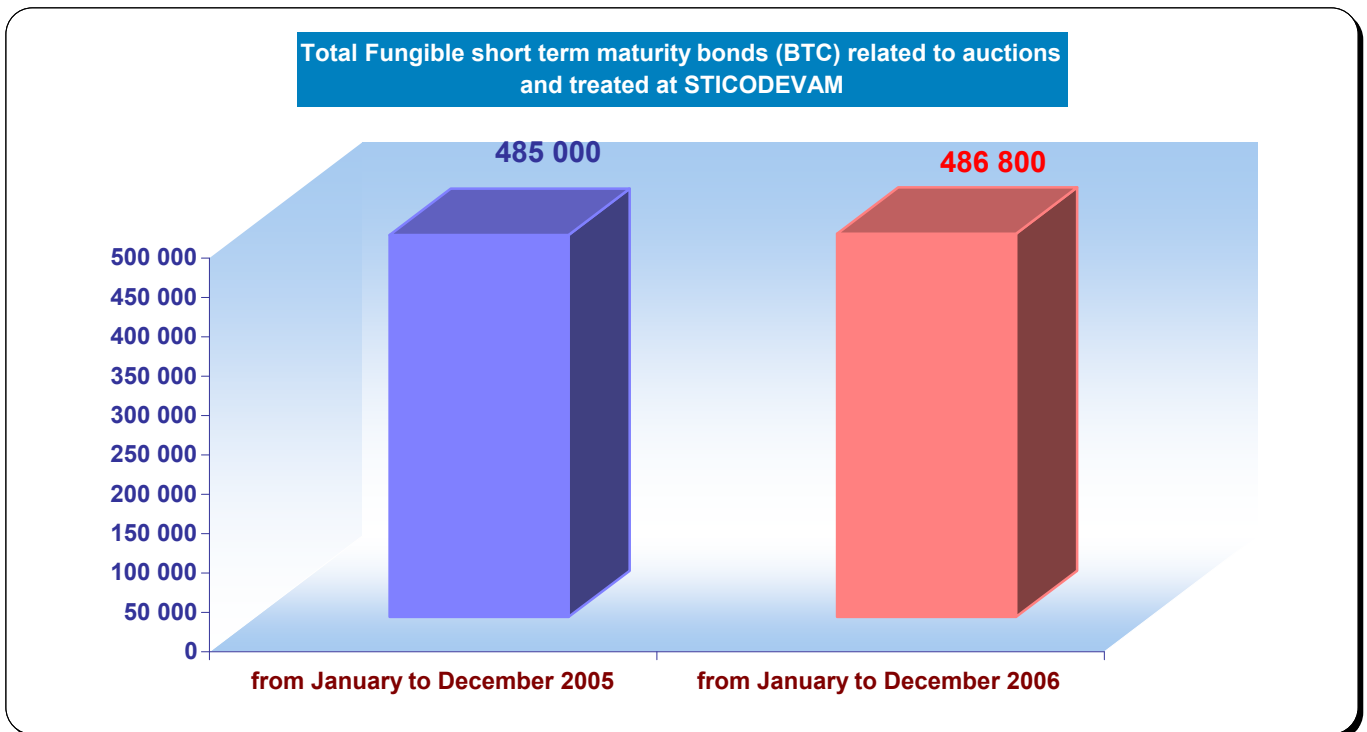




## **COMPARISON OF SHORT TERM MATURITY FUNGIBLE BOND AUCTION**

	Total Fungible Short term maturity Bonds* (BTC) treated at STICODEVAM from January to December 2005	Total Fungible Short term maturity Bonds* (BTC) treated at STICODEVAM from January to December 2006	Variation 2006/2005
<b>TOTAL</b>	<b>485 000</b>	<b>486 800</b>	<b>0,4%</b>

\* related to auctions





## **COMPARISON OF SHORT TERM MATURITY FUNGIBLE BOND AUCTION**

*in Tunisian dinars*

	Amounts of Fungible Short Term Maturity Bonds* (BTC) and treated at STICODEVAM from January to December 2005	Amounts of Fungible Short Term Maturity Bonds* (BTC) and treated at STICODEVAM from January to December 2006	Variation 2006/2005
<b>TOTAL</b>	<b>462 598 835</b>	<b>463 068 573</b>	<b>0,1%</b>

\* related to auctions

